



Taking Notes

This note-taking worksheet was designed to ensure that students record bibliographic information, summarize the main idea of a source, and make notes of supporting points and facts found in a source.

The form was designed to allow the supporting points to be cut up to be used like note cards. Assign a number to each sheet used. Place a number in the circle on the bibliographic citation and each supporting note.

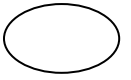
Cards can be sorted and arranged to support conclusions that the student identify. Numbering the cards maintains a reference to the main idea and bibliographic citation.

Advantages of using a sheet rather than note cards:

- Summarizing the main idea of the source forces the reader to consider the entire article first. Then they can note the supporting points. If some time passes between reading and taking notes on a source and the final organization of information, this summary can be a very useful reminder about the source.
- Students may be less likely to lose the full-sized paper.
- Like note cards, information can be categorized and then reorganized. (If students cut up the “cards” to organize information, suggest that they use a larger poster board and some tape to attach the slips of paper—or they may blow away.)



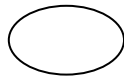
Taking Notes



Main idea (Thesis):	
---------------------	--

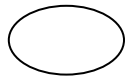
Supporting idea:

Facts:



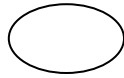
Supporting idea:

Facts:



Supporting idea:

Facts:



Supporting idea:

Facts:



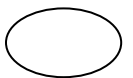
Supporting idea:

Facts:



Supporting idea:

Facts:



Supporting idea:

Facts:

rpc.elm4you.org



Supporting idea:

Facts:

